










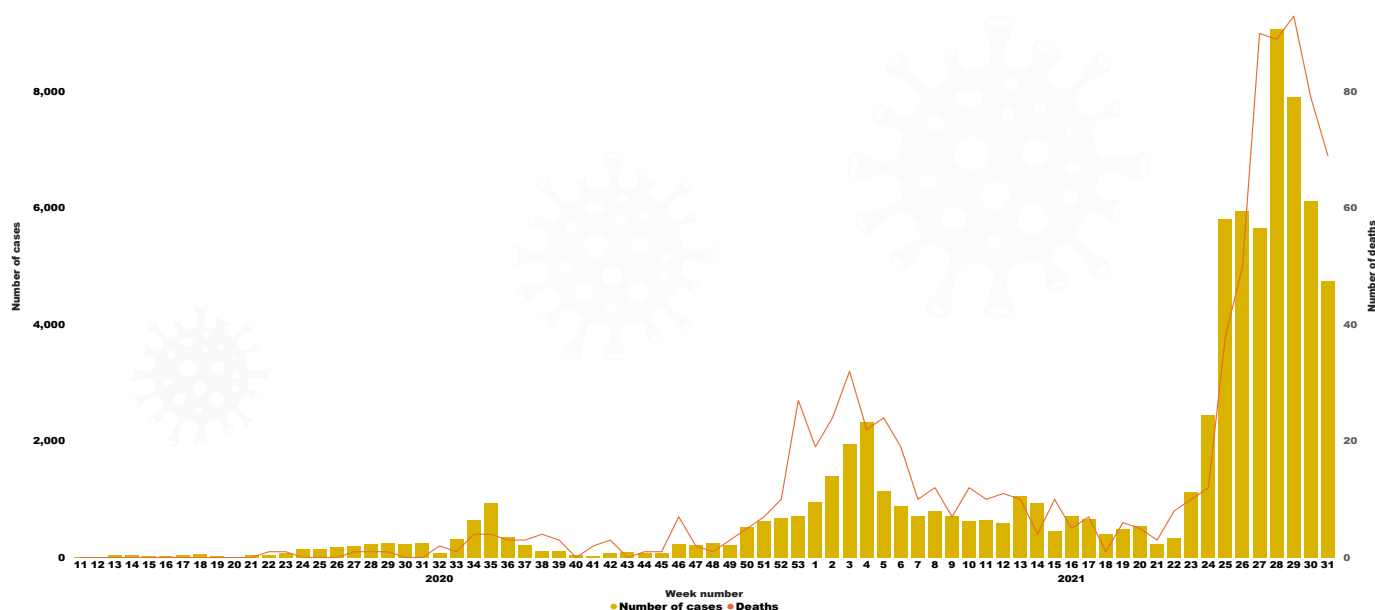
COVID19 Weekly Epidemiological Bulletin

EPI WEEK 31: From 2nd to 8th August 2021

1. Epidemiological Summary as of 8th August 2021

	Number of tests:	2,157,915		Active cases:	15,220
	Average tests per day:	4206		Number of cases in critical condition:	41
	Number of positive cases:	76,091		Total vaccinated:	622,695
	Positivity rate:	3.5%			
	Number of deaths:	890			
	Case fatality ratio:	1.16 %			
	Number of recoveries:	59,891			
	Recovery rate:	78.7%			

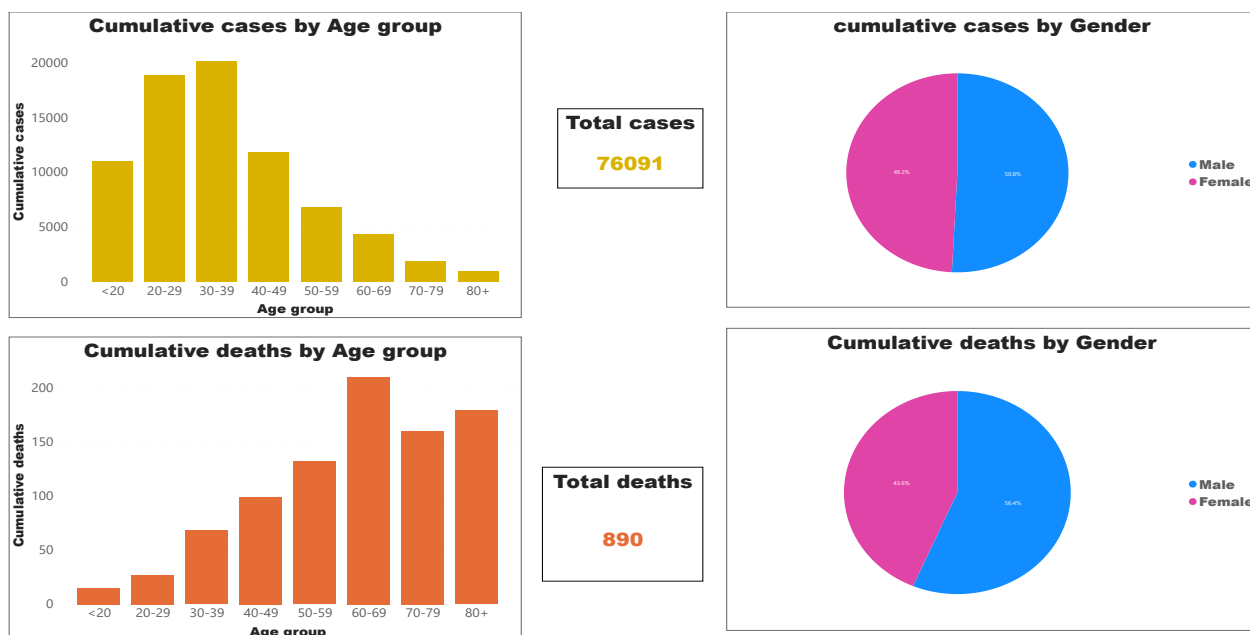
2. Weekly trend in number of new cases and deaths



Graph 1: Weekly trends in number of new cases and deaths

3. Distribution of cases and deaths by age group and gender.

Distribution of cases and deaths by age group and gender as of August 8 ,2021



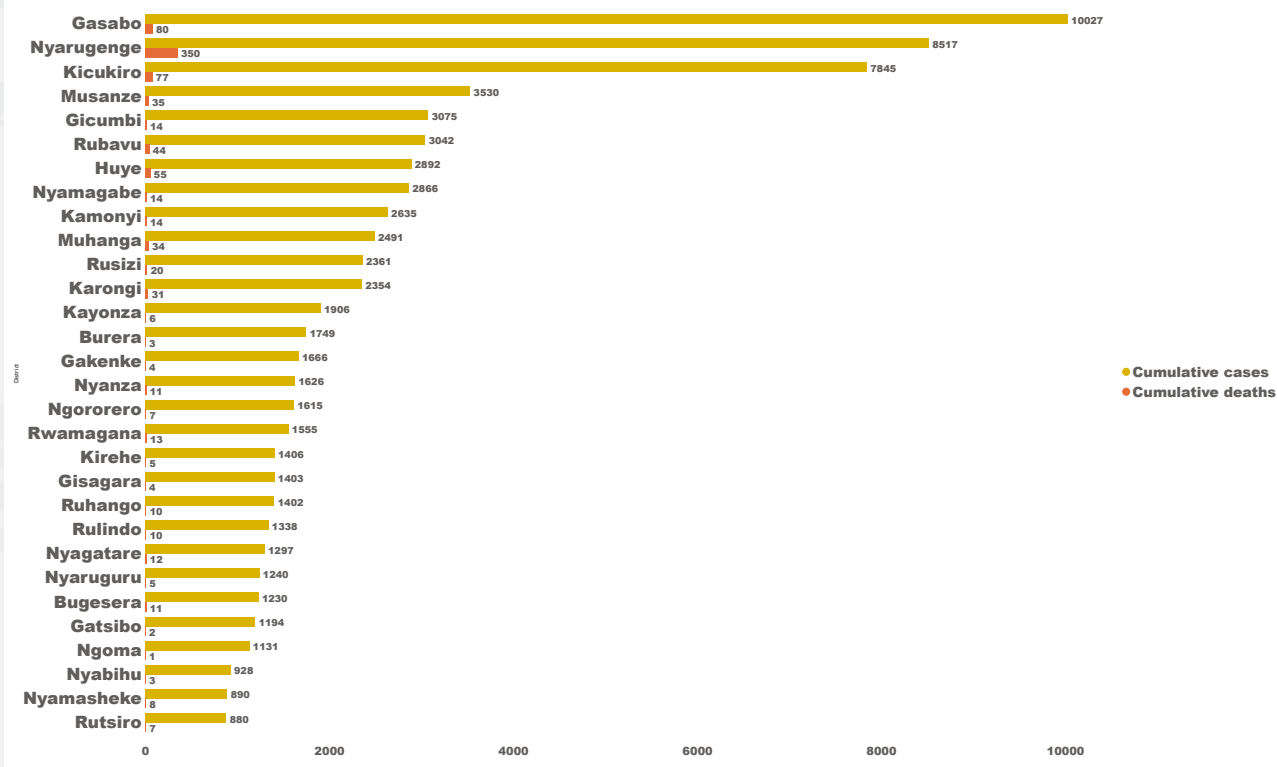
Graph 2 Distribution of cases and deaths by age group and gender

4. Weekly summary in numbers: Comparison with the previous week

Indicator	Week 30 From 26 th July to 1 st August, 2021	Week 31 From 2 nd August to 8 th August, 2021
Number of new tests	63,858	74,476
New cases	6,119	4,745
Positivity rate	9.5%	5.6%
New deaths	79	69
New recoveries	1,580	12,411
New cases in Kigali	600	399
New cases outside Kigali	5,519	4,346
New deaths in Kigali	20	11
New deaths outside Kigali	59	58
Incidence rate (cases by 100,000 people)	47/100,000	37/100,000

5. Cumulative number of cases and deaths by district

Cumulative number of cases and deaths by district as of August 8 ,2021



6. Cumulative case fatality ratio by District.

COVID-19 Case Fatality Ratio by district as of August 8 , 2021

